



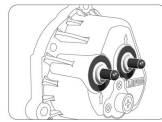
NPT3/8螺纹 (3/8" NPT)



NPT3/8双0螺纹 (3/8" NPT"0")



2分快接
(1/4" Male quick connector)



2分U型内插
(1/4" Top female quick connector)

产品特点 PRODUCT FEATURES

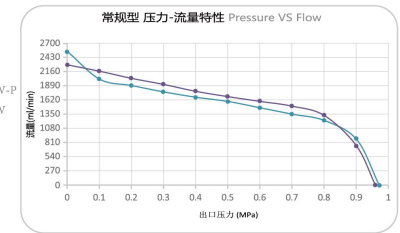
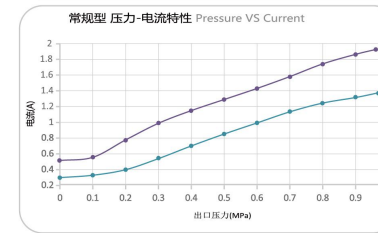
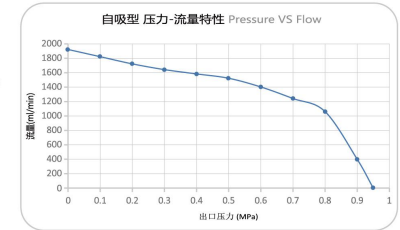
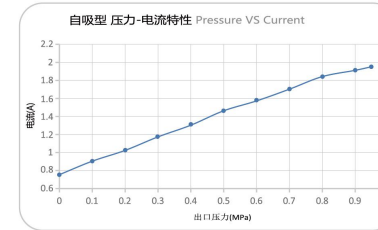
- 符合ROHS、CE、CQC认证
Compliant with RoHS, CE & CQC certification.
- 涉水部件均符合食品级要求
The wet parts comply with food grade requirements.
- 承压部件采用高强度塑料与金属材料
High strength plastic and metal pressure components.
- 密封部件采用进口材质
The materials of sealing parts are all imported.

- 低噪音、低振动、强动力直流电机配置
Equipped with strong impetus DC motor with low noise, low vibration.
- 电气、密封、增压等性能生产流程全控制
Whole process quality control in electrical, sealing and water producing.
- 大通量小体积、压力稳定、寿命长。
Large flux small volume, stable pressure, long life.

产品参数 PRODUCT PARAMETERS

型号 Model	LFP1150S	LFP1150W-P	LFP1150W		
额定电压 Voltage	24V DC				
进水压力 Inlet pressure	0MPa	0.2MPa			
工作压力 Working pressure	0.5MPa				
工作电流 Working current	≤2.1A	≤1.5A			
工作流量 Working flow	≥1450ml/min	≥1500ml/min			
开放流量 Open flow	≥1800ml/min	≥2000ml/min	≥2200ml/min		
封堵压力 Bypass pressure	0.8~1.0MPa				
最大电流 Maximum current	≤2.8A	≤2.2A	≤2.0A		
自吸高度 Self priming height	≥3.0m				
接口方式 Connection	2分快接 1/4" Male quick connector	NPT3/8螺纹 3/8" NPT	NPT3/8双0螺纹 3/8" NPT"0"	2分U型内插 1/4" Top female quick connector	2分内插 1/4" Side female quick connector

流量曲线 FLOW CURVE



安装尺寸 MOUNTING DIMENSIONS(mm)

