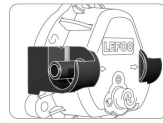




NPT3/8螺纹 (3/8" NPT)



NPT3/8双0螺纹 (3/8" NPT"0")



3分快接
(3/8" Male quick connector)



3分内插
(3/8" Side female quick connector)

产品特点 PRODUCT FEATURES

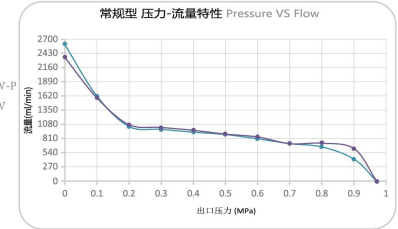
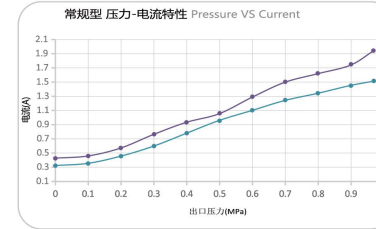
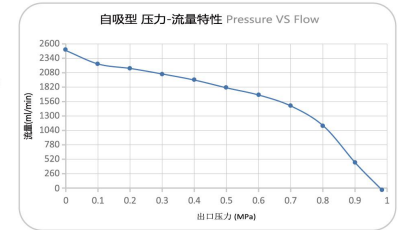
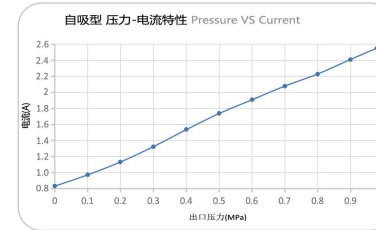
- 符合ROHS、CE、CQC认证
Compliant with RoHS, CE & CQC certification.
- 涉水部件均符合食品级要求
The wet parts comply with food grade requirements.
- 承压部件采用高强度塑料与金属材料
High strength plastic and metal pressure components.
- 密封部件采用进口材质
The materials of sealing parts are all imported.

- 低噪音、低振动、强动力直流电机配置
Equipped with strong impetus DC motor with low noise, low vibration.
- 电气、密封、增压等性能生产流程全检控制
Whole process quality control in electrical, sealing and water producing.
- 大通量小体积、压力稳定、寿命长。
Large flux small volume, stable pressure, long life.

产品参数 PRODUCT PARAMETERS

| 型号 Model | LFP1200S | LFP1200W-P | LFP1200W | | |
|-----------------------------|----------------------|---------------------------|--|---|--------------------------------------|
| 额定电压 Voltage | | 24V DC | | | |
| 进水压力 Inlet pressure | 0MPa | | 0.2MPa | | |
| 工作压力 Working pressure | | 0.5MPa | | | |
| 工作电流 Working current | ≤2.5A | | ≤1.9A | | |
| 工作流量 Working flow | ≥1800ml/min | | ≥1900ml/min | | |
| 开放流量 Open flow | ≥2400ml/min | | ≥2500ml/min | | |
| 封堵压力 Bypass pressure | | 0.8~1.0MPa | | | |
| 最大电流 Maximum current | ≤3.3A | | ≤2.5A | | |
| 自吸高度 Self priming height | ≥3.0m | | | | |
| 接口方式 Connection | NPT3/8螺纹 3/8" NPT | NPT3/8双0螺纹 3/8" NPT"0" | 3分U型内插 3/8" Top female quick connector | 3分内插 3/8" Side female quick connector | 3分快接 3/8" Male quick connector |

流量曲线 FLOW CURVE



安装尺寸 MOUNTING DIMENSIONS(mm)

