

LFG203 Indoor Carbon Dioxide Transmitter

FEATURES

- Imported high-performance NDIR sensor.
- The shell design is light and beautiful, using LCD backlight to display.
- Long-term stability and reliability, with ABC self-calibration.
- Varieties of output methods are optional, standard 86 box installation method.



DESCRIPTION

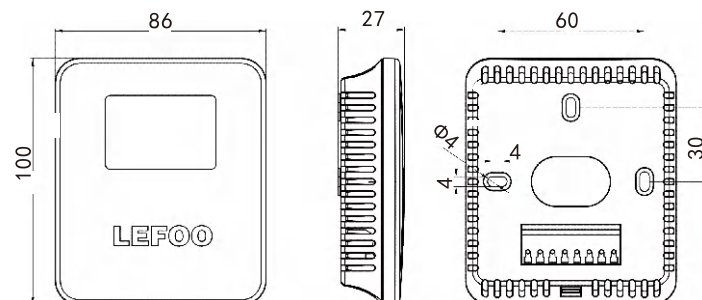
LFG203 Indoor Carbon Dioxide Transmitter, based on principle the different gases have different absorption capabilities for infrared light in a specific band, it measures the concentration of the measured gas by measuring the degree of infrared light absorption. Compared with electrochemical sensors, it has long life and stability. Imported high-performance NDIR sensor is used for CO₂ concentration measurement, with rapid response stable performance and high accuracy wide power supply range, small size, easy installation, ideal for indoor carbon dioxide measurement. It is widely used to measure the CO₂ concentration in environments such as home, office, factory floors, library warehouses, etc.

SPECIFICATION

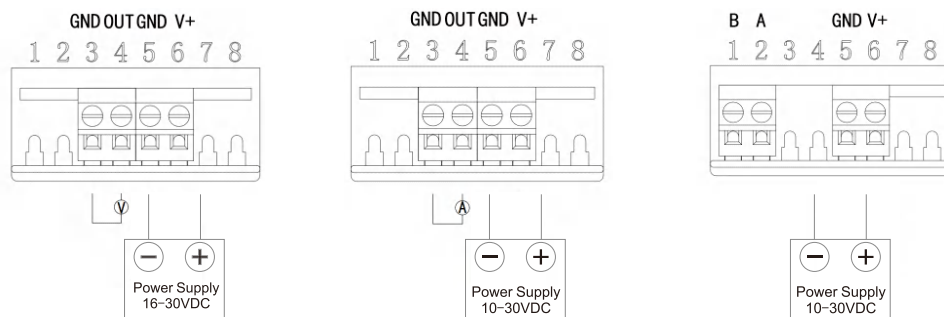
Output Mode	4~20mA(3-Wire)	0~5V(3-Wire)	0~10V(3-Wire)	RS485(4-Wire)
Working Voltage	10-30Vdc	10-30Vdc	16-30Vdc	10-30Vdc
Sensor	NDIR sensor with ABC self-calibration			
Average Current	<45mA			
Working Temperature	0°C~50°C			
Working Humidity	0-80%RH(no condensation)			
Measure Concentration	0-2000PPM/0-5000PPM			
Accuracy	± (40ppm+ 3%MV)ppm			
Response Time	2min			
Protection Level	IP30			
Service Life	>5year			

LEFOO

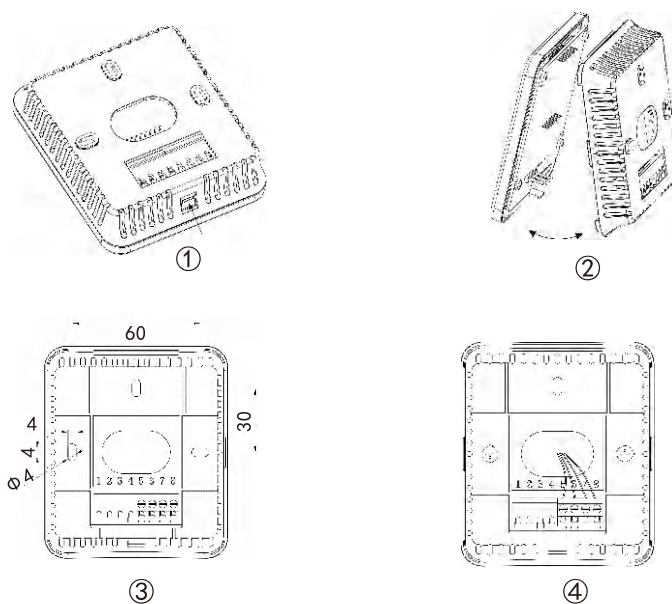
DIMENSION (mm)

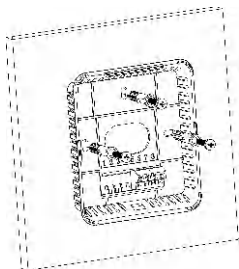


WIRING INSTRUCTIONS

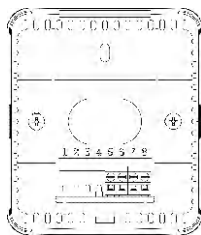


INSTALLATION METHOD

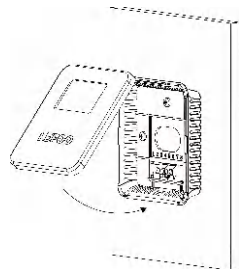




⑤



⑥



⑦

1. Press the open button under the back cover of the transmitter to open the transmitter (Figure ①, ②);
2. Complete the electrical connection according to the wiring diagram, put into the cable from the cable hole (Figure ④);
3. There are three mounting holes on the back cover of the transmitter, which can be fixed to the wall with expansion screws (as shown in Figure ⑤), or can be fixed on the 86 boxes embedded in the wall with screws (as shown in Figure ⑥);
4. Align and fasten the front cover and the bottom case to complete the installation (see Figure ⑦).

ORDER REF NO.

Spec Code and Definition					Remark		
LFG203-	Indoor carbon dioxide transmitter				Model		
	1	2000ppm			Range		
	2	5000ppm					
		V0	0-5V		Output		
		V10	0-10V				
		A4	4-20mA				
		RS	RS485/Modbus				
			D	With display	Display		
			N	No display			
LFG203	-	1	-	V10	-	D	Model Example