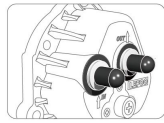
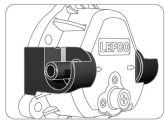




NPT3/8螺纹 (3/8" NPT)



3分U型内插
(3/8" Top female quick connector)



3分快接
(3/8" Male quick connector)



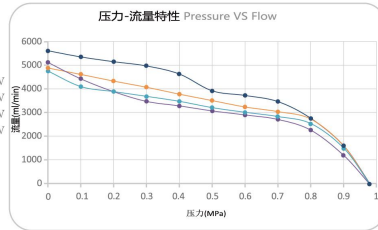
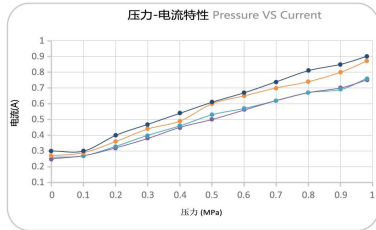
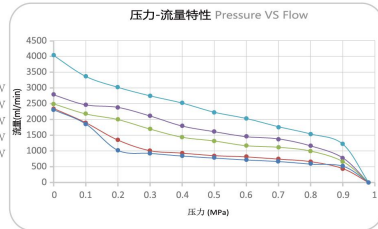
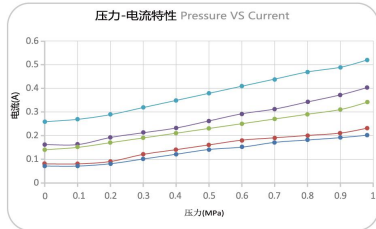
3分内插
(3/8" Side female quick connector)

产品特点 PRODUCT FEATURES

- 符合ROHS、CE、CQC认证
Compliant with RoHS, CE & CQC certification.
- 涉水部件均符合食品级要求
The wet parts comply with food grade requirements.
- 承压部件采用高强度塑料与金属材料
High strength plastic and metal pressure components.

- 密封部件采用进口材质
The materials of sealing parts are all imported.
- 低噪音、低振动、强动力直流电机配置
Equipped with strong impetus DC motor with low noise, low vibration.
- 电气、密封、增压等性能生产流程全检控制
Whole process quality control in electrical, sealing and water producing.

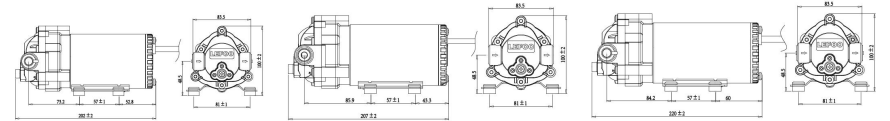
流量曲线 FLOW CURVE



产品参数 PRODUCT PARAMETERS

型号 Model	LFP5050W	LFP5075W	LFP5100W	LFP5150W	LFP5200W	LFP5300W	LFP5400W	LFP5500W	LFP5600W		
额定电压 Voltage	115V AC										
进水压力 Inlet pressure	0.2MPa										
工作压力 Working pressure	0.5MPa						0.5MPa	0.7MPa	0.5MPa	0.7MPa	
工作电流 Working current	≤0.17A	≤0.19A	≤0.3A	≤0.35A	≤0.45A	≤0.6A	≤0.63A	≤0.7A	≤0.8A	≤0.75A	≤0.85A
工作流量 Working flow	≥600 ml/min	≥750 ml/min	≥980 ml/min	≥1500 ml/min	≥1900 ml/min	≥2700 ml/min	≥2950 ml/min	≥3250 ml/min	≥2800 ml/min	≥3600 ml/min	≥3200 ml/min
开放流量 Open flow	≥1600 ml/min	≥1800 ml/min	≥2000 ml/min	≥2200 ml/min	≥2500 ml/min	≥3500 ml/min	≥4000 ml/min	≥4800 ml/min		≥5500 ml/min	
封堵压力 Bypass pressure	0.8~1.05MPa										
最大电流 Maximum current	≤0.24A	≤0.28A	≤0.4A	≤0.55A	≤0.65A	≤0.85A		≤0.97A		≤1.05A	
接口方式 Connection	NPT3/8螺纹 3/8" NPT		NPT3/8双O螺纹 3/8" NPT"O"		2分、3分U型内插 1/4", 3/8" Top female quick connector		2分、3分内插 1/4", 3/8" Side female quick connector		2分、3分快接 1/4", 3/8" Male quick connector		

安装尺寸 MOUNTING DIMENSIONS(mm)



LFP5050W-LFP5075W (NPT3/8螺纹)

LFP5100W-LFP5300W (NPT3/8螺纹)

LFP5400W-LFP5600W (NPT3/8螺纹)